

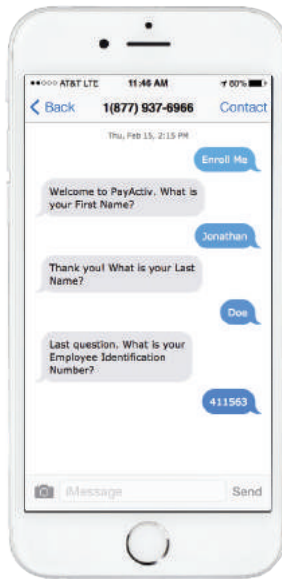


MoneyNow

Mister has partnered with PayActiv to offer our employees advances on their paychecks. You can advance yourself up to half of what you've already earned for a flat \$5 fee, then have the amount deducted from your next check. You must have either a bank account or a pay card through payroll to participate.

Step 1
Text "Enroll Me"
to 1-877-937-6966

Step 3
Enter last name



Step 2
Enter first name

Step 4
Enter your employee ID

You're done! You will receive a text confirmation with your user name and password.

FEATURES



On-demand cash access up to \$500!



Flat transaction fee of \$5.



No cost to enroll & no cost if not used.

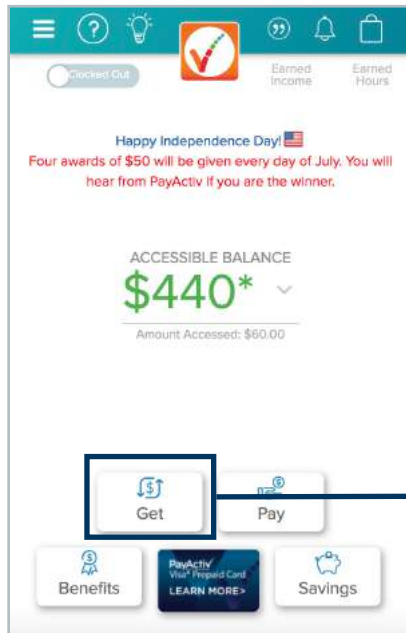


No interest & no late fees.

Download the PayActiv Mobile App Available in iOS and Android Devices

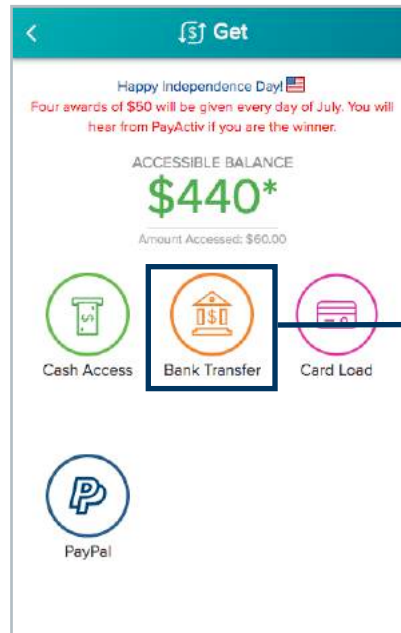
Step 1: Get

This is the section you will go to in order to transfer your **"Accessible Balance"** to a debit card or prepaid card of your choice.




Step 2: Bank Transfer

If you would like to transfer your funds to a debit card, select the **"Bank Transfer"** option



Step 3: Select Bank

Click on your bank, if not shown use the "Search" bar. Your bank might not be on the list (refer to next page)



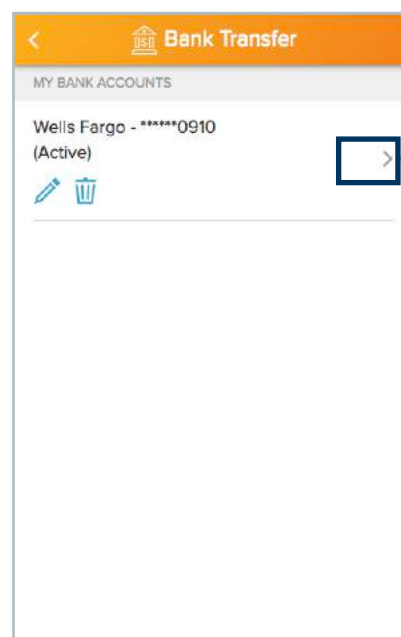
Step 4: Login to Bank

Enter your banking credentials to verify account




Step 5: Select Bank

Select account that has been verified and proceed with transaction



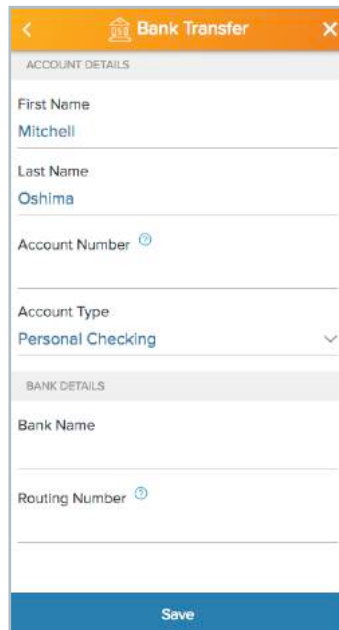
Step 1: After Search

After searching, if your bank is not on the list, select the "x" button



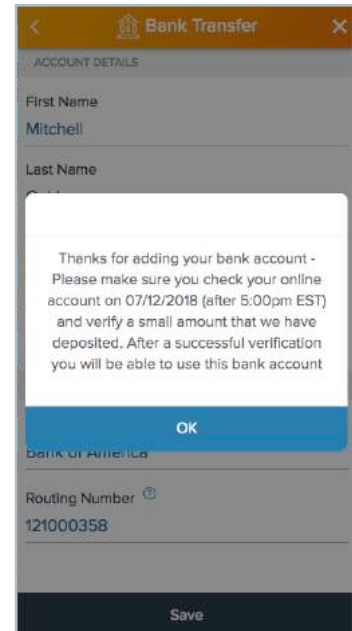
Step 2: Your Information

Enter information that is requested



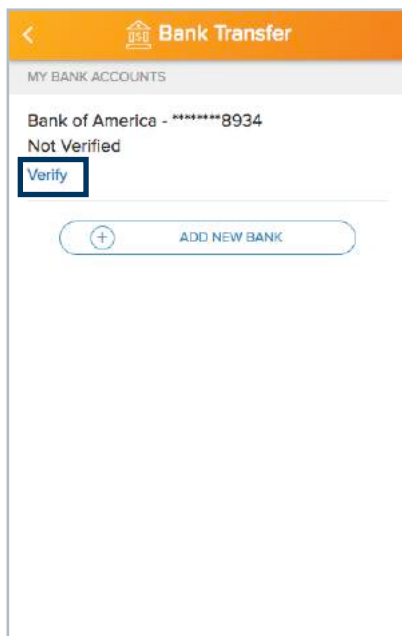
Step 3: Verify Bank 1

PayActiv will deposit a small amount (ranging from 10 - 90 cents) into the debit card account that you entered. You must check your transaction history to see what the amount is.



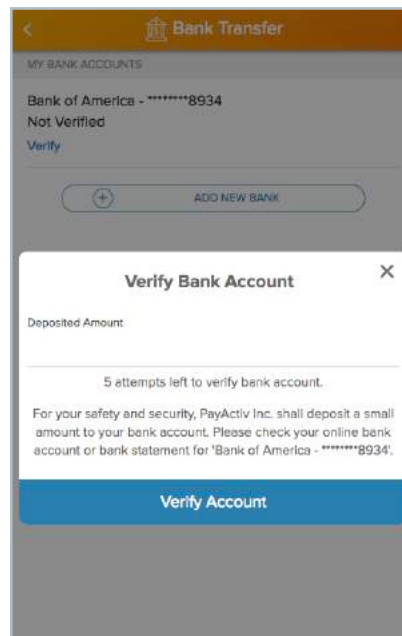
Step 4: Verify Bank 2

Select the "Verify" button and enter the amount that was deposited into the bank account entered



Step 5: Verify Bank 3

Enter the amount to complete the verification process

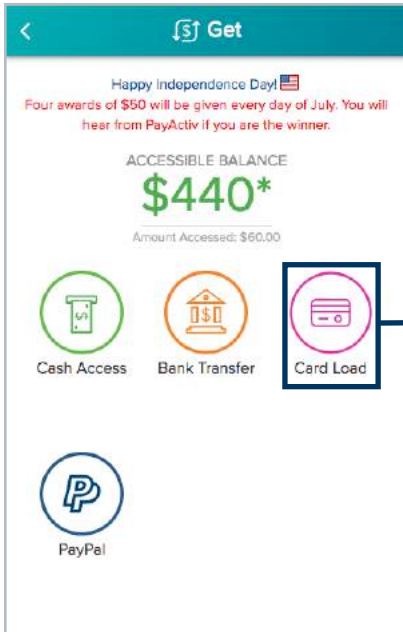


MoneyNow | Add Prepaid Card

Powered by PayActiv

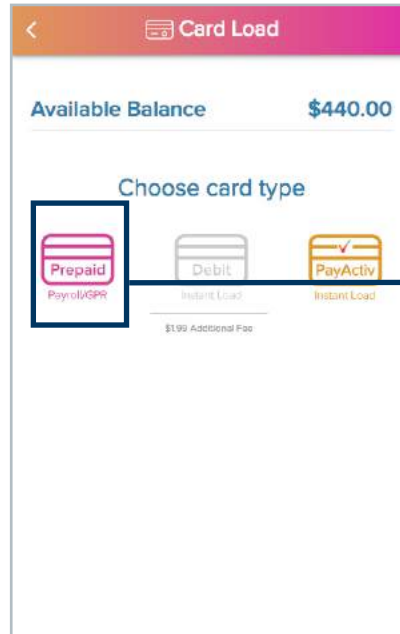
Step 1: Card Load

If you would like to transfer your funds to your own prepaid card, select the **"Card Load"** option



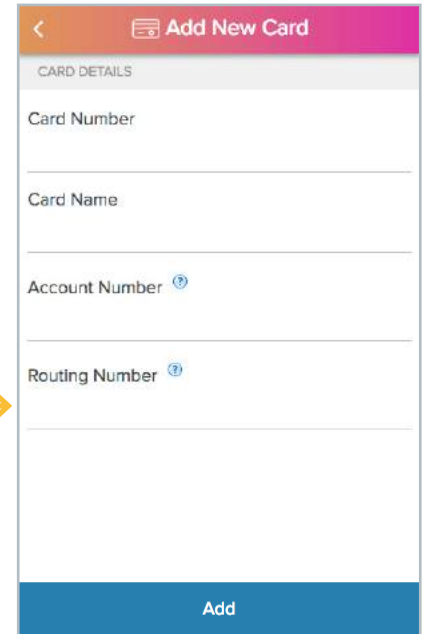
Step 2: Prepaid

Click on **"Prepaid"** card in order to add your prepaid card information



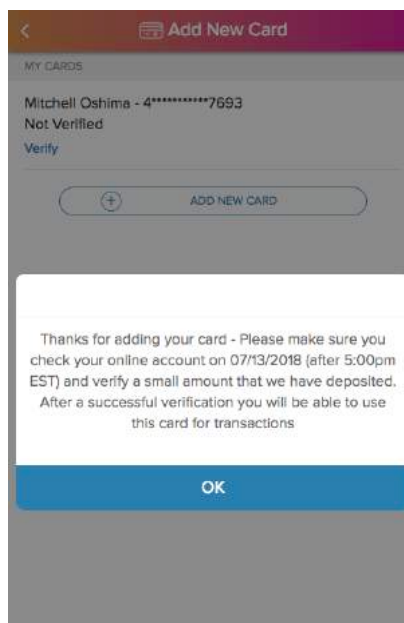
Step 3: Enter Information

Enter information that is requested



Step 4: Deposit Verification

PayActiv will deposit a small amount (ranging from 10 - 90 cents) **into the prepaid card account that you entered.** You must check your transaction history to see what the amount is.



Step 5: Verify

Select the **"Verify"** button and enter the amount to complete the verification process

